

TOTO®

MS884114 Carolina One Piece Toilet, 1.6 GPF




MS884114#01 - Carolina Toilet with SoftClose Seat




Power Gravity: A powerful and quiet flush, every time.



UniFit Rough-in: Easy to install, 10", 12" and 14" rough-in's available.



Complete with SoftClose seat, or upgrade to a Washlet®.



Fast Flush: New, wider 3" flush valve is 125% larger than conventional 2" flush valves.

- Elegant, low profile, one piece toilet
- Skirted styling with concealed trapway for easy cleaning
- UniFit Rough-in
- Power Gravity System
- Large water surface

Designer low profile one piece toilet with 12" UniFit rough-in. Low consumption (6 Lpf/1.6 Gpf) siphon jet flushing action.

Tank cover, fittings, chrome trip lever, mounting covers and SoftClose seat included.

■ MS884114

Elongated with SoftClose seat. 12" UniFit rough-in.

□ TSU01W.10

10" UniFit rough-in: Optional.

□ TSU01W.12

12" UniFit rough-in: Supplied.

□ TSU01W.14

14" UniFit rough-in: Optional.

Colors:

Standard #01 Cotton

Optional See price book for additional colors

Trip Lever:

Standard Chrome

Optional See price book for additional finishes

MS884114 Carolina One Piece Toilet, 1.6 GPF

■ PERFORMANCE

The TOTO Power Gravity low consumption toilet received high ratings during ANSI/ASME testing at independent laboratories. Designed with a powerful siphon jet flushing action, the toilet offers a large water surface and a glazed trapway.

■ SPECIFICATIONS

Water Use: 1.6 Gpf / 6.0 Lpf
 Flush System: Gravity Feed
 (Power Gravity system)
 Min. Water Pressure: 8 psi
 Water Surface: 10" x 8-1/4"
 Trap Diameter: 2-1/16"
 Rough-in: 12" (10" and 14")
 Trap Seal: 2-5/8"
 Warranty: Five Year Limited Warranty
 Material: Tank & Bowl: Vitreous china
 UniFit Rough-in: PVC

Shipping Weight: **MS884114** 105 lbs.

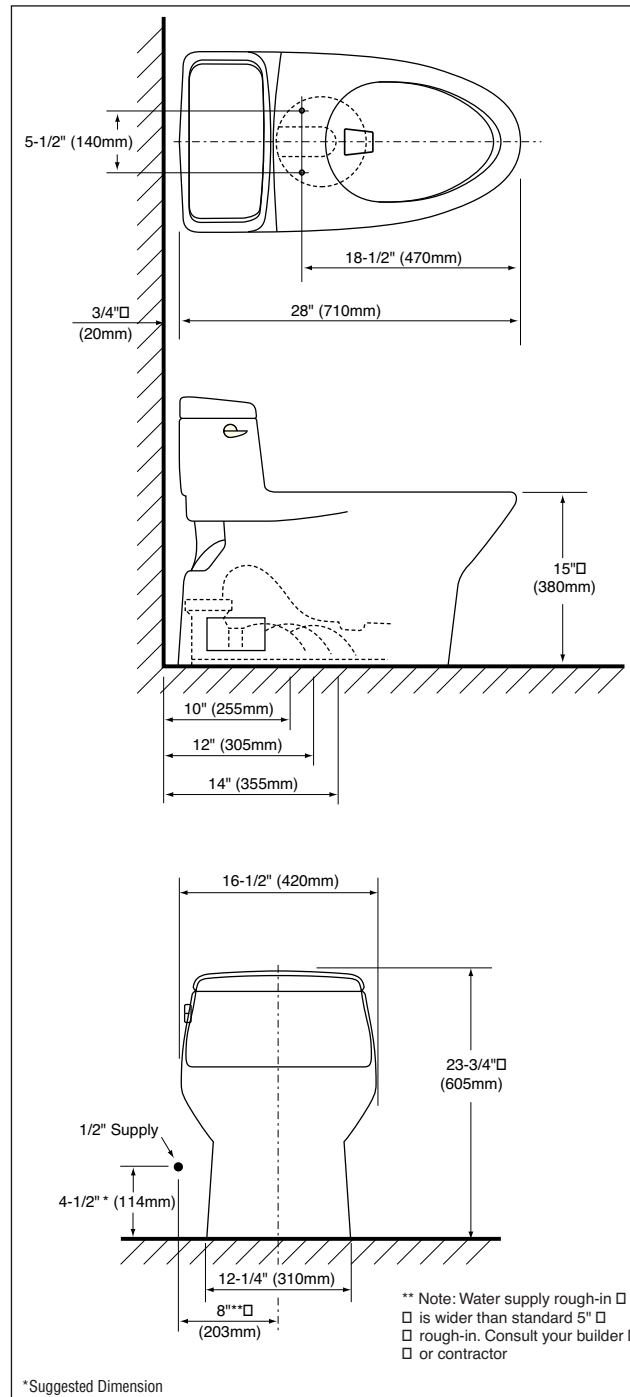
Shipping Dimension: **MS884114**
 31-1/8"L x 18-1/8"W x 27-1/8"H

Fixture dimensions and hydraulic performance meet or exceed ANSI/ASME standard A112.19.2M and CAN/CSA B 45 requirements.

Listing and approval: IAPMO/UPC, CSA, City of Los Angeles, State of MA, and others

These dimensions and specifications are subject to change without notice.

U.S. Patent: 5.819.326 5.850.639
 and Pending



MS884114 - Carolina Toilet



TOTO U.S.A., INC. • 1155 Southern Road, Morrow, GA 30260
 Tel. (770) 282-8686 • Fax. (770) 282-8701 • www.totousa.com
 Printed in U.S.A. © TOTO LTD. 4/01

Printed on recycled paper

REV 3/08